



REPUBLIC OF KENYA

SECTOR PLAN FOR POPULATION, URBANIZATION AND HOUSING

The Principal Secretary
State Department for Housing and Urban Development
Ministry of Transport, Infrastructure, Housing, Urban Development and Public Works
Works Building, Ngong Road
P.O. Box 30119-00100 Nairobi, Kenya.
Tel: +254-20-2716960
E-mail: ps@housingandurban.go.ke
Website: <http://www.housingandurban.go.ke>



© Government of the Republic of Kenya, 2018

STATEMENT BY THE CABINET SECRETARY THE NATIONAL TREASURY AND PLANNING

Kenya's long term development blue-print, Kenya Vision 2030, is in its third implementation phase under the Third Medium Term Plan (MTP III) 2018-2022. A total of 28 MTP III Sector Plans have concurrently been prepared through 25 MTP Working Groups and three (3) Thematic Working Groups. The Plans provide in detail policies, programmes and projects to be implemented in each sector for the period 2018-2022. The Plans also incorporate policies, programmes and projects necessary for the effective implementation of the "Big Four" initiatives namely: manufacturing and agro-processing; food and nutrition security; universal health coverage and affordable housing. Ongoing flagship projects and other priority programmes and projects carried forward from the previous Medium Term Plans will also be implemented. The Sector Plans have also mainstreamed key priorities outlined in the Manifesto of the Jubilee Government.


The MTP III and the Sector Plans have been prepared through a participatory and inclusive process involving representatives from the government, development partners, private sector, Civil Society, NGOs, organizations representing vulnerable groups, faith-based organizations and professional associations, among others and in line with the constitutional requirements.

The Sector Plans detail specific programmes and projects for implementation during the plan period, 2018-2022. The programmes and projects outlined in these plans will be implemented in close consultation and collaboration with county governments and in line with the Fourth Schedule of the Constitution. The Public Private Partnerships (PPPs) framework will be the vehicle through which the private sector will contribute to the implementation of programmes and projects highlighted in the plans.

The County Integrated Development Plans, County Spatial Plans and Ministries, Departments and Agencies (MDAs) Strategic Plans (2018-2022) will be aligned to the MTP III and the National Spatial Plan. Implementation of these plans will also be linked to the Results-Based Management Framework through Performance Contracts and Staff Performance Appraisal System.

A robust monitoring and evaluation framework will be put in place. In this regard, National Integrated Monitoring and Evaluation System (NIMES), County Integrated Monitoring and Evaluation System (CIMES) and the electronic Project Monitoring Information System (e-ProMIS) will be fully integrated with other governmental financial systems. This will ensure effective tracking of implementation of programmes and projects and also boost Public Investment Management.

In conclusion, I would like to appreciate the respective Cabinet Secretaries, Chief Administrative Secretaries, Principal Secretaries, staff in the MDAs and all those involved in the preparation of the Sector Plans for their valuable inputs. In addition, I commend staff from State Department for Planning led by Principal Secretary, Planning for the effective coordination of the MTP III preparation process.



Henry Rotich, EGH
Cabinet Secretary
The National Treasury and Planning

FOREWORD


The population, Urbanization and Housing Sector Plan is in line with the Third Medium Term Plan (MTP III 2018-2022) of the Kenya Vision 2030. The sector has been identified as one of the “Big Four” Agenda for the government that will facilitate the construction 500,000 affordable and decent housing units, creating employment, providing market for the manufacturers and building materials suppliers. It is anticipated that the successful implementation of the plan will raise the real estate and construction sectors contribution to GDP. The Plan outlines Policies, Reform Measures, Projects and Programmes that will be undertaken within the Plan Period. The Plan will play a critical role in creation of jobs for the youth and the achievement of the Demographic Dividend. The main goal of the Sector is to attain quality population with Adequate and Affordable Housing in a sustainable environment and well planned Urban Areas.

This Plan takes into account all Programmes and Projects that were initiated in the Second MTP as well as new projects that are key to effective implementation of the Vision 2030 and the “Big Four” Agenda. Priority areas planned include: harnessing demographic dividend; implementation of an Integrated Growth and Development Strategy for Nairobi Metropolitan Region (NMR) and five (5) other Metropolitan Regions (Mombasa, Kisumu-Kakamega, Nakuru-Eldoret, Wajir-Garissa-Mandera and Kitui-Mwingi-Meru) and implementation of the National Urban Development Policy through Kenya Urban Support Program (KUSP). Additional priority areas include development of Market Policy; installation of physical and social infrastructure in slums and informal settlements; facilitating access to decent housing; promotion of research and adoption of low cost Appropriate Building Materials and Technologies; audit and inspection of buildings to ensure their safety; and enhancing access to housing finance among others.

The attainment of the “Big Four” Agenda on housing will be anchored on effective development and implementation of relevant policies. Legal and institution reforms that would facilitate provision of more adequate housing to cater for the rising urban population. The implementation of the identified Programmes will require participation of all actors at both levels of Government, Private Sector and Development Partners.



Mr. James W. Macharia, EGH
Cabinet Secretary,
Ministry of Transport, Infrastructure,
Housing, Urban Development and Public Works



Henry Rotich, EGH
Cabinet Secretary,
The National Treasury and
Planning

PREFACE


The Rapid Population Growth Rate of 2.9% annually against an Economic Growth Rate of 5% annually has been of concern to Government due to and its implications on Socio-Economic Development. This Plan therefore, provides a Framework for the Government to effectively plan and manage its population and urbanization process for provision of adequate and decent housing.

The youthful population constitutes about 36% (15-35 years) of the total population and the Government will focus on harnessing its potential. The rate of urbanization is increasing at an annual rate of 8.3% resulting into high demand for housing, infrastructure and related amenities. To address the demand, the Sector will undertake the provision of solid and liquid waste management measures, access roads, Non-Motorized Transport (NMT), security lighting and security CCTVs among others to improve the lives of the urban citizens.

Over the years, the sector has experienced an acute shortage of affordable housing in urban areas and poor quality housing in rural areas. To address this trend, the Plan outlines Programmes and Projects that will facilitate the provision of at least 500,000 Affordable Housing Units through various initiatives and continued Upgrading of Informal Settlements.

To ensure successful implementation, the Plan will be monitored and evaluated through Annual Progress Reports within the framework of the National Integrated Monitoring and Evaluation System (NIMES).

In conclusion, I take this opportunity to appreciate the commitment of all those who participated in the preparation of this Plan. These include Officers in the State Department for Housing and Urban Development, National Council for Population and Development, Private Sector Partners, the Civil Society and the Development Partners. Special recognition goes to The National Treasury and Ministry of Planning for guidance and leadership in the preparation of this Plan.



Charles Hinga Mwaura
Principal Secretary
State Department for Housing and
Urban Development
Ministry of Transport, Infrastructure,
Housing, Urban Development and Public Works



Dr. Julius Muia, EBS
State Department for Planning
The National Treasury and
Planning

TABLE OF CONTENTS

STATEMENT BY THE CABINET SECRETARY THE NATIONAL TREASURY AND MINISTRY OF PLANNING	iii
FOREWORD	v
PREFACE	vi
TABLE OF CONTENTS	vii
LIST OF TABLES	viii
LIST OF ABBREVIATIONS/ ACRONYMS	ix
EXECUTIVE SUMMARY	x
1. INTRODUCTION	11
2. SITUATION ANALYSIS	12
2.1. Population	12
2.2. Urbanization	14
2.3. Housing	14
2.4. Key Achievements	15
3. EMERGING ISSUES, CHALLENGES AND LESSONS LEARNT	19
3.1. Emerging issues	19
3.2. Challenges	19
3.3. Lessons Learnt	19
4. PROGRAMMES AND PROJECTS FOR 2018 – 2022	21
4.1 Flagship Programmes and Projects	21
4.2 Other Programmes and Projects	22
5. POLICY, LEGAL AND INSTITUTIONAL REFORMS	25
5.1. Population	25
5.2. Urbanization	25
5.3. Housing	25
ANNEX I: IMPLEMENTATION MATRIX	26
ANNEX II: MONITORING AND EVALUATION MATRIX	37

LIST OF TABLES

Table 1: Kenya Key Demographic Indicators	13
Table 2: Population Projections by Age Cohort, 2018- 2022	13
Table 3: Key Achievements during the implementation of MTP II (2013 - 2017)	14

LIST OF ABBREVIATIONS/ ACRONYMS

ABMT	-	Appropriate Building Materials and Technologies
CBD	-	Central Business District
CBR	-	Crude Birth Rate
CCTV	-	Closed-Circuit Television
CDR	-	Crude Death Rate
CGs	-	County Governments
DD	-	Demographic Dividend
DPs	-	Development Partners
EPS	-	Expanded Polystyrene
GoK	-	Government of Kenya
IBS	-	Industrial Building Systems
IMR	-	Infant Mortality Rate
ISSBS	-	Interlocking Stabilized Soil Blocks
KISIP	-	Kenya Informal Settlement Improvement Project
KNBS	-	Kenya National Bureau of Statistics
KUSP	-	Kenya Urban Support Program
MCDA	-	Ministries Counties Departments and Agencies
MDAs	-	Ministries Departments and Agencies
ML&PP	-	Ministry of Land and Physical Planning
MoL&SP	-	Ministry of Labour & Social Protection
MoU	-	Memorandum of Understanding
MTP	-	Medium Term Plan
NACHU	-	National Cooperatives Housing Union
NAMATA	-	Nairobi Metropolitan Area Transport Authority
NCPD	-	National Council for Population and Development
NHC	-	National Housing Corporation
NMR	-	Nairobi Metropolitan Region
NMT	-	Non-Motorized Transport
NUA	-	New Urban Agenda
PHE	-	Population Health and Environment
PWD	-	Persons With Disabilities
SDC	-	State Department for Cooperatives
SDEAI	-	State Department for East Africa Integration
SDG	-	Sustainable Development Goals
SDHUD&PW	-	State Department for Housing, Urban Development and Public Works
TNT&P	-	The National Treasury and Planning

EXECUTIVE SUMMARY

Kenya's population is growing rapidly at an estimated annual rate of 2.7 per cent as at 2017. The population is projected to increase from 46.6 million in 2017 and to reach 50.8 million by 2022 thereby exerting pressure on agricultural land and available resources. Despite gains in devolution, there has been continued rural-urban migration in search of perceived better economic opportunities in the urban areas. The current proportion of urban population to the total population stands at 31.8% as at 2017. The increased urbanization has brought challenges on provision of adequate and affordable housing as well as associated infrastructure facilities, water and sanitation facilities.

This Plan builds on the priority areas of MTP II to manage the population growth, bridge housing supply gap and improve on urban management. During this Plan period, the Sector has identified the following programme and projects for implementation: Population Management, Population and Housing Census, Research on Emerging Population Issues, Planning and Development of Urban Infrastructure, Safety and Quality Audit of Buildings. In addition, it will facilitate the delivery of at least 500,000 housing units through various initiatives, Research and Development on Appropriate Building Materials and Technologies and Slum Improvement Programmes.

The Sector will also embark on policy and regulatory reforms that will facilitate implementation of the identified programmes in areas of Urban & Metropolitan Development and Management; National Building Maintenance; National Housing; Built Environment; Landlord and Tenant Relationship; National Slum Upgrading and Prevention; and establishment of Maintenance Fund.

The Plan has mainstreamed relevant targets under the 2030 Agenda for Sustainable Development Goals (SDGs) in implementation of programmes specifically SDG 11 on making Cities and Human Settlements inclusive, safe, resilient and sustainable. Underpinning the Plan is the Constitutional Mandate in Article 43(1) b, which states that every person has the right to accessible and adequate housing, and to reasonable standards of sanitation.

1.0 INTRODUCTION

Kenya's population was estimated to be 46.6 million in 2017 and is projected to reach 50.8 million by 2022. The inter-censal growth rate of the population is estimated at 2.9 % while economic growth rate averaged 5.5% in the last five (5) years. Ideally, economic growth rate should be about three times the population growth rate to sustainably support the population. This therefore implies that the rapid increase in the population size is exerting pressure on economic opportunities, social amenities and natural resources.

The proportion of the country's urban population to the total population stands at 31.8% in 2017. In 2009, the urban population was about 12 million and this is projected to reach 16 million by 2022 based on the estimated inter-censal growth rate of 8.3%. Urbanization creates various challenges including demand for housing and associated infrastructure (i.e. access roads, Non-Motorized Transport (NMT) facilities, water and sanitation facilities and storm water drainage among others). The annual demand for housing in Kenya today is estimated at over 240,000 housing units. As demand surpasses supply, the units produced in the market become more unaffordable, particularly for the low-income segment of the population, and result in the mushrooming of slums. To address these challenges the Government has formulated various policies including the Population Policy for National Development, Sessional Paper No. 6 of 2016 on National Urban Development Policy, Sessional Paper No. 3 of 2016 on National Housing Policy and National Slum Upgrading and Prevention Policy among others.

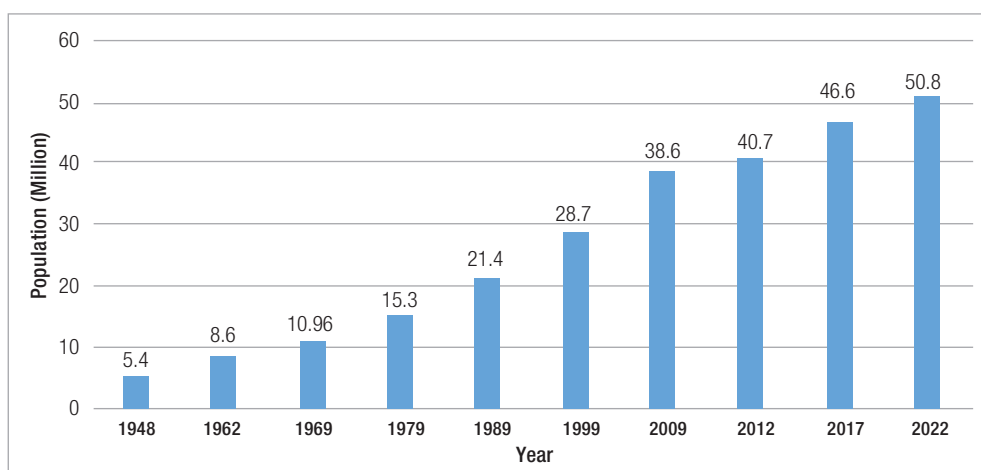
During MTP III, the Sector will implement programmes and projects geared towards addressing the challenges of rapid population growth, urbanization, demand for housing and mushrooming of slums and informal settlements.

2.0 SITUATION ANALYSIS

2.1 Population

In 2017, the population was estimated at 46.6 million and projected to increase to 50.8 million by 2022 as shown in Figure 1. Fertility rate was projected at 3.8 children per woman in 2017 and is projected to decrease to 3.5 by 2022 while the crude death rate stood at 10.4 per 1,000 as shown in Table 1. High fertility in the past created a youthful population with 43% being below the age of 15 years leading to a high child dependency ratio. According to the 2009 Population and Housing census, the life expectancy was 58 years for males and 61 years for females in 2009 compared to 66.1 years for male and 72.8 years for female in 2017.

Figure 1: Population Trends and Projections 1948-2022



Source: Kenya National Bureau of Statistics, 2018

Table 1: Kenya Key Demographic Indicators

Period (Time)	1948	1962	1969	1979	1989	1999	2009	2012	2017	2022
Total Fertility Rate	6.0	6.8	7.6	7.9	6.6	5.0	4.6	4.18	3.8	3.5
Crude Birth Rate per 1,000 population	50.0	50.0	50.0	52.0	48.0	41.3	37.7	35.7	32.7	29.3
Crude Death Rate per 1,000 population	25.0	20.0	17.0	14.0	11.0	11.7	13.0	11.0	10.4	9.0
Infant Mortality Rate per 1,000 live births	184	NA	118	104	66	77	52	39	35	31
Annual Growth Rate (%)	2.5	3.0	3.3	3.8	3.3	2.9	2.9	2.7	2.4	2.1
Life Expectancy (Years)	35.0	44.0	49.0	54.0	60.0	57.0	58.0	59.6	61.4	63.2

Source: Kenya National Bureau of Statistics

Notable decline in fertility and projected improvement in life expectancy is expected to result in age structural transition leading to the majority of the population being in the working age bracket i.e. 15 – 64 years. The large proportion of working age population and declining dependency will create a conducive environment for attainment of the demographic dividend and realization of the aspirations of Vision 2030. Older persons aged 65 years and above were 1.3 million in 2009 representing 3.5% of Kenya’s population. Though the number of older persons continued to increase over the MTP II period, their proportion remained about the same and the trend is expected to continue over the MTP III period.

Table 2: Population Projections by Age Cohort, 2018- 2022

Age Group	2018	2019	2020	2021	2022
0-4	6,141,173	6,214,551	6,307,477	6,396,565	6,480,042
5-9	5,733,666	5,813,176	5,812,310	5,828,735	5,863,101
10-14	5,744,838	5,653,665	5,605,900	5,586,173	5,536,438
15-19	5,537,264	5,507,296	5,643,690	5,709,493	5,854,367
20-24	4,647,550	4,939,523	5,066,176	5,206,967	5,168,563
25-29	4,134,071	4,057,804	4,269,358	4,338,266	4,603,029
30-34	3,561,902	3,652,949	3,663,208	3,825,619	3,869,650
35-39	3,066,880	3,077,430	3,234,886	3,321,633	3,465,917
40-44	2,209,155	2,399,626	2,508,031	2,733,730	2,806,707
45-49	1,822,347	1,885,257	1,951,189	1,941,087	2,102,803
50-54	1,186,581	1,355,769	1,451,428	1,581,235	1,630,639
55-59	1,108,602	1,125,433	1,098,643	1,074,754	1,116,593
60-64	673,195	801,091	853,585	917,033	944,076
65-69	576,652	544,227	547,506	564,246	567,237
70-74	321,797	399,259	409,265	407,638	440,683
75+	425,548	442,617	437,370	429,443	425,415
Total	46,891,221	47,869,673	48,860,022	49,862,617	50,875,260

Source: National Council for Population and Development

Table 2, shows the population projections by age cohorts for the period 2018 – 2022. The current population is estimated to be approximately 47.9 million and is projected to increase to 50.9 million by 2022. The youthful aged 15-34 years - population is 17.9 million and is projected to be 19.5 million by 2022.

2.2 Urbanization

According to the 2009 Census, the number of Kenyans living in urban areas stood at 12 million representing 31.8% of the population. Based on inter-censal urbanization rate of 8.3%, the projected urban population by 2022 will be 16 million. Kenya's urbanization rate is well below the global average of 50%, which is expected to rise to 60% by 2030 (United Nations, World Cities in 2016 Data Booklet).

To effectively plan for the rising urban population, the Government had planned during MTP II to finalize and implement the National Urban Development Policy aimed at streamlining development planning, land management, urban investment and delivery of infrastructure services.

2.3 Housing

The goal of government in MTP II was to facilitate production of 200,000 housing units annually through various initiatives and programmes. Affordability is a major constraint to the growth of the housing mortgage markets in Kenya and a key challenge in realizing access to adequate housing. Due to the rapid population growth, there has been increased demand for adequate and affordable housing especially in urban areas. Given the increasing demand, MTP III will focus on formulation of policies that would facilitate provision of more adequate housing to cater for the rising urban population. This will also be in line with the New Urban Agenda (NUA) where participatory planning and improvement of human settlements are key to sustainable urban areas.

2.4 Key Achievements

Key achievements realized during MTP II are summarized in Table 3 below.

Table 3: Key Achievements during the implementation of MTP II (2013 - 2017)

Target	Achievement	Remarks
Increase contraceptive prevalence from 46% to 50%	<ul style="list-style-type: none"> Contraceptive use increased from 46% in 2008/09 to 58% in 2014 Total fertility rate decreased from 4.6 in 2008/09 to 3.8 in 2017 	Over the MTP II period, teenage pregnancy remained unchanged at 18% posing a challenge to efforts to decrease maternal and infant morbidity and mortality.
Reduce fertility from 4.6 to 4.2 children per woman	<ul style="list-style-type: none"> Unmet need for family planning declined from 26% in 2008/09 to 18% in 2014 30 Population policy briefs published and disseminated 	
Publish and disseminate 20 policy briefs	<ul style="list-style-type: none"> 2014 Male Involvement in Family Planning and Reproductive Health Survey report published and disseminated Developed 3 multi-media presentations, 9 fact sheets on HIV and AIDS, 1 data sheet on population, and 3 messages for radio and TV 	
Develop and disseminate IEC/ Advocacy materials	<ul style="list-style-type: none"> 2015 National Adolescents and Youth 	

Target	Achievement	Remarks
Conduct and produce 3 survey reports	<p>Survey report published and disseminated</p> <ul style="list-style-type: none"> • 2015 Kenya Health Facility Assessment (Family Planning and Maternal Health) report published and disseminated • Kenya Demographic Dividend Roadmap developed and launched 	
Facilitate Production of 200,000 Housing Units Annually	<p>6,667 housing units developed directly by GoK as follows:</p> <ul style="list-style-type: none"> • 822 – Housing units in Kibera Soweto Zone A • 1,050 – Housing units for National Police and Prisons Services • 933 – Housing units through Civil Servants Housing Scheme • 3,000 – Housing units through Interlocking Stabilized Soil Blocks (ISSBs) Technology • 862 – Housing units developed by National Housing Corporation (NHC) 	<p>The number of houses provided by the private sector has not been reported. However, the private sector played a key role in provision of housing</p>
Facilitate promotion and dissemination of Appropriate Building Materials and Technologies	<p>Adopted the use of the following building technologies:</p> <ul style="list-style-type: none"> • Interlocking Stabilized Soil Blocks (ISSBs) – over 3,000 residential houses built using ISSB technology • Industrial Building Systems (IBS) – 1,050 housing units constructed using IBS for the National Police and Prisons Service. • Appropriate Building Materials and Technology (ABMT) – established 19 ABMT Constituency Centres and over 300 community groups trained on use of ABMTs • Expanded Polystyrene (EPS) Panels– NHC produced over 210,000 Square metres of EPS panels for the market and the Corporation's use. 	<p>The use of Appropriate Building Materials and Technologies reduced construction cost by 30%.</p>
Installation of Physical and Social Infrastructure in Slums and Informal Settlements in Selected Urban Areas.	<p>Over 1 million people in informal settlements of Mombasa, Nairobi, Kisumu, Eldoret, Nakuru, Naivasha, Kericho, Kakamega, Bungoma and Isiolo benefitted from provision of Non-motorized transport, access road, sewer lines, pedestrian bridges, security/street lights, sanitation facilities, schools, health centres and markets.</p>	<p>These facilities have improved livelihoods of residents economically and socially.</p>

Target	Achievement	Remarks
Implementation of Kenya Informal Settlement Improvement Project (KISIP) in 34 settlements and in 14 urban centres	Completed infrastructure improvement works in 15 settlements in Mombasa, Machakos, Nairobi, Nakuru and Eldoret.	Infrastructure improvement works are ongoing in 19 informal settlements.
Establishment of National Housing Database and a Monitoring and Evaluation Framework	<ul style="list-style-type: none"> Conducted and published a National Housing Survey 2012/13 Report. Collaborated with Kenya Power and National Construction Authority to gather housing delivery data. Conducted the Civil Servants Housing Needs Assessment Survey. 	M&E framework to be developed during MTP III
Development and implementation of Housing Finance initiatives.	This target was dependent on the enactment of the proposed draft National Housing Bill.	The draft Bill was presented to the Parliamentary Committee
Preparation and implementation of strategic development Plans in six metropolitan regions	Development Plan for Nairobi Metropolitan Region - covering Nairobi, Machakos, Kiambu, Muranga and Kajado counties - completed (Nairobi Spatial Plan).	Plans for the other five metropolitan regions to be undertaken in 2018-2022 Plan period.
Implementation of 24- hour Economy initiative	<ul style="list-style-type: none"> 92 CCTV cameras installed within Nairobi CBD. Nairobi CBD covered by security surveillance systems. 	
Policy, legal and Institutional reforms in the Housing sector	<ul style="list-style-type: none"> National Slum Upgrading and Prevention Policy adopted. Housing Bill finalized and presented to Attorney General (AG). National Housing Policy reviewed, approved by Cabinet and presented to National Assembly. Built Environment Bill awaiting Cabinet approval. Landlord and Tenant Bill submitted to Parliament. Building Surveyors' Bill submitted to Parliament. 	

Target	Achievement	Remarks
	<ul style="list-style-type: none"> Kenya Construction Research Institute Bill submitted to Attorney General (AG). National Maintenance Policy passed by National Assembly. 	
Review and formulation of National Urban Development Policy (NUDP) and Metropolitan Policy and Bill	<ul style="list-style-type: none"> National Urban Development Policy approved by Parliament. The draft Metropolitan Policy and Bill are in place. Urban Areas and Cities Amendment Bill submitted to Parliament. 	Metropolitan Policy and Bill to be finalized
Technical Assistance and Support to County Governments in Planning, Urbanization and Infrastructure Development	<p>The Sector provided technical assistance and support in the following areas:</p> <ul style="list-style-type: none"> Preparation of 15 Strategic Urban Development Plans Construction of 11 flagship markets, 36 Economic Stimulus Programs (ESPs) markets, and two (2) livestock markets. Construction of seven (7) bus parks. Installation of 332 street lights and 20 high mast security lights. Construction of 159.43 Km of NMT in selected urban areas. Construction of 48.8 Km of storm water drainage in selected urban areas. 	
Disaster Management	<ul style="list-style-type: none"> Procured 63 fire engines and distributed to counties within the Nairobi Metropolitan Region Trained 147 firemen Rehabilitated 2 fire stations located at Tom Mboya Street and Industrial Area in Nairobi County 	Two new fire stations are under construction in Waithaka and Kangundo road
Solid and liquid waste management	<p>The Sector provided support to Nairobi and Kiambu counties as follows:</p> <ul style="list-style-type: none"> Completed construction of Ruiru Sewerage Treatment Plant. 56 Km Trunk sewer line constructed for Ruiru. 12 Km of storm water drainage construction completed within Nairobi Metropolitan Region. 	

Source: National Council for Population and Development and State Department for Housing and Urban Development

Target	Achievement	Remarks
	<ul style="list-style-type: none"> Drainage infrastructure for Manyani Estate Roads completed. 	
Nairobi metropolitan region bus rapid transit / system	<ul style="list-style-type: none"> Nairobi Metropolitan Area Transport Authority (NAMATA) in place. 	NAMATA will coordinate the development of the Nairobi metropolitan region bus rapid transit / system

3.0 EMERGING ISSUES, CHALLENGES AND LESSONS LEARNT

3.1 Emerging issues

The following were emerging issues during the period:

- Demographic dividend as a means of addressing the myriad of socio-economic challenges in the African continent.
- Promotion of Population, Health and Environment (PHE) as an approach to sustainable development.
- Increasing number of older persons due to increasing life expectancy requiring higher social security and health insurance.
- Implementation of Africa's Agenda 2063, Agenda 2030 for Sustainable Development Goals (SDGs) and New Urban Agenda (NUA) in relation to population, urbanization and housing.

3.2 Challenges

- Inadequate decent and affordable housing
- Increasing need for long-term home-care for the elderly and number of street children and families due to societal transition from extended to nucleus family.
- Rapid population growth rate in relation to available resources.
- An upsurge of the youth population (below 35 years) accounting for 64% of the total population in need of diverse services.
- Increased cases of teenage pregnancy inhibiting efforts to decrease maternal and infant morbidity and mortality.
- High dependency ratio.
- Low male participation in family planning and reproductive health.
- Increasing absolute numbers of the elderly with inadequate social support systems.
- Inadequate population data on some population subsets.
- Inadequate understanding of population and development inter-linkages.
- Politicization of population issues.
- Unabated urban sprawl without proper planning has made development of critical infrastructure complex and expensive.
- High cost of land compensation and resettlement.
- Inadequate information on market trends, best practices, optimal areas and risk assessment on real estate investment.
- Inaccessibility and rising cost of housing finance and building materials.
- High rural urban migration
- Inadequate support system for the street families

3.3 Lessons Learnt

- Strategic resource mobilization is key to implementing sustainable population programmes.
- Implementing population programmes requires a multi-sectoral approach due to their crosscutting nature.
- Programmes need to take into account the population dynamics in their planning and implementation.

- The demographic dividend provides an opportunity that can be harnessed to spur economic development.
- Addressing housing shortage for the low-income segment requires Government intervention as market forces lead to oversupply of housing for the high-end segment.
- Coordination of the housing sector requires a robust policy, legal, and regulatory framework.
- Integrated development planning (Spatial Plans, Sectoral Plans, Cities and Urban Plans) leads to well-planned cities and urban areas with the required services and amenities.
- Government intervention in partnership with other players is critical for the provision of affordable and decent houses

4.0 PROGRAMMES AND PROJECTS FOR 2018 – 2022

4.1 Flagship Programmes and Projects

Population

- **Kenya Population and Housing Census 2019:** The census will be conducted to provide data on various population and housing indicators. This data will also form a basis for conducting further analysis on population variables and enhancing in-depth understanding of the population situation thereby supporting evidence-based planning and implementation of the population, housing and urbanization programmes.
- **National Population Centre:** A Population Centre will be set up and equipped to improve the institutional capacity to collate and analyze population and population related data to support evidence-based planning at both National and County levels. This will also entail improvement of technical and management skills for the effective management of the population programmes.

Urbanization

- **Facilitation of 24 Hour Economy:** This programme will be implemented through installation of street lighting, high mast security lights and Close Circuit Television cameras (CCTVs) in urban areas and Metropolitan Regions.
- **Integrated Urban Development Planning:** The programme will be implemented through detailed planning of: the 2 square-km radius around six (6) SGR railway termini; slum and informal settlement upgrading; planning of three (3) Border towns; dissemination of the National Urban Development Policy to counties; creation of an Urban Observatory Centre; and developing standards for urban land management and development control.
- **Urban Renewal Programmes:** The programme will be implemented through: economic opportunities development, improved water supply; sewerage collection and treatment; recreational facilities, security and leisure facilities' development; roads connectivity development; solid waste collection and disposal; market trade areas/cold storage/standardization and quality control; weigh bridges and planning, disaster management and social infrastructure development.
- **Nairobi Metropolitan Services Improvement Project (NaMSIP):** This project will entail improvement of railway stations, construction of markets, development of Integrated Urban Development Plans, construction of fire stations and purchase of fire engines, construction of trunk sewer lines and construction of storm water drainage systems.
- **Urban Storm Water Infrastructure:** The programme will involve construction of Narok Storm Water Drainage Phase II and construction of Kerugoya-Kutus Storm water drainage; It will also entail construction of vehicular bridges and footbridges crossing the storm water drainage; installation of security lighting at the crossing points for vehicular and pedestrian; and preliminary treatment of storm-water in case of discharge into sensitive water masses.

Housing

- **Affordable Housing:** The programme intends to facilitate various stakeholders and players in the sector to achieve delivery of at least 500,000 affordable houses. It will involve: construction of 400,000 affordable housing units; construction of 100,000 social housing units; completion of 462 housing units at Mavoko; construction of 30,000 housing units by Co-operative Movement; construction of 7,394 housing Units for National Police and Kenya Prison Services; construction of 10,400 housing units under the Civil Servants Housing Scheme; facilitation of 1,220 Civil Servants with Mortgage; Redevelopment of Soweto East Zone “B” at Kibera, Nairobi; refurbishment of 12,400 Government pool housing units; refurbishment of staff houses in 10 State Houses and Lodges; and replacement of asbestos roofs in 4,000 government housing units.
- **Development and Implementation of Housing Finance Initiatives:** The objective of the programme is to develop housing sector incentives that will stimulate private sector contribution to housing delivery. This program will also create the National Housing Development Fund that will facilitate finance for home owners in the affordable housing segment as well as a Maintenance and Redevelopment Fund that will create and facilitate steady flow of financing for maintenance of government houses.
- **Research and Development on Appropriate Building Materials and Technologies (ABMT):** This will entail collaborative research, documentation and technology transfer on building and construction materials; training of 20,000 new trainees on ABMT; dissemination of appropriate building materials and technologies; and development of 20 ABMT Centres.
- **Development of Physical and Social Infrastructure in Slums and Informal Settlements in Selected Urban Areas:** The programme will improve security of tenure and invest in social and physical infrastructural facilities based on plans developed in consultation with the communities. A database of informal settlements will be established to capture socio-economic dynamics. Periodic mapping and monitoring of the slum dynamics will also be undertaken to ensure that upgrading efforts solve needs of residents.
- **Implementation of Kenya Informal Settlement Improvement Project (KISIP) II:** Implementation of KISIP II (World Bank funded) will cover informal settlements in 33 counties that did not benefit under KISIP I. Projects to be implemented include access roads, foot paths, security floodlighting masts, sewerage systems, storm water drainage, water connections and sanitation facilities.
- **Buildings’ Safety and Compliance:** This will entail a comprehensive audit of buildings including those under construction throughout the country to establish their structural safety and compliance with building requirements and regulations such as access by Persons with Disabilities (PWDs), fire safety facilities among others. The programme targets inspection and auditing of 12,000 buildings and testing of 280 buildings.

4.2 Other Programmes and Projects

Population

- **Advocacy on Population and Development Issues:** Advocacy and awareness creation on population and development issues to sensitize politicians, opinion leaders, the private sector at national and devolved levels and other stakeholders to spur them into action in support of population initiatives.
- **Research on Population and Development Issues:** Quality population data and

information will be generated and provided through research. Information generated on population issues will form a basis for effective and evidence-based decision-making.

- **Development of the State of Kenya Population Annual Reports:** The reports will provide data and information to policymakers and programme implementers on population and development issues.
- **Partnerships on Population and Development:** Enhance establishment of partnerships and coalitions to mobilize resources and capacity building for population and development issues.
- **Demographic Dividend Roadmap:** The implementation of the demographic dividend roadmap map will be coordinated to harness the youth potential for socio-economic transformation.

Urbanization

- **Kenya Urban Support Programme (KUSP):** The programme objective is to establish and strengthen urban institutions to deliver improved infrastructure and services in participating counties in Kenya. It is one of the strategies for the implementation of the Kenya Urban Programme (KenUP), which is the broad based Government's development strategy under the Kenya National Urban Development Policy (NUDP). KUSP is a combined Investment Lending and Performance for Results (P4R) Programme. The Programme targets 59 Municipalities and the total amount is US\$ 300 million for both human capacity and infrastructural development.
- **Urban Mass Transport Infrastructure:** This includes development of terminal facilities (Bus/Lorry Park), access roads, missing link roads, high mast lighting and street lighting, improvement of railway stations, and Non-Motorized Transport (NMT).
- **Solid Waste Management Infrastructure:** The main component of this programme includes development of projects on solid waste separation at source, solid waste treatment plants, collection network infrastructure improvement, collection capacity improvement, transfer stations development, intermediate treatment, final disposal, and security lighting along the collection network.
- **Water and Sewerage Infrastructure:** The programme entails urban wastewater (sewerage) collection, treatment and reuse, generation of by-products, and disposal of solid waste from sewerage.
- **Urban Disaster and Safety Management:** The programme will be implemented through establishment of fire and rescue training centres, fire and rescue simulators, provision of fire fighting and rescue equipment, and establishment of six (6) modernly equipped fire stations across the country.
- **Urban Social Infrastructure:** The programme will involve development of markets as well as modern recreation and waterfront facilities.
- **Securing Reclaimed Urban Space:** This will entail securing, re-development and protection of reclaimed urban spaces (riparian reserves and wetlands) for recreational purposes.

Housing

- **Establishment of National Housing Database:** This programme entails establishment of a National Housing Database that will provide informed guidance and accurate data on the sector as well as act as a one-stop real estate advisory centre. The National Housing Database will provide housing sector data, information on market trends, best practices

and risk assessment on real estate investment. M&E will be strengthened and institutionalized to ensure that the expected outputs and desired impacts are realized.

- **Coordination and Implementation of National and International Agenda on Housing and Human Settlements:** The programme will coordinate the implementation and reporting on National and International Agenda on Housing through the Human Settlement Secretariat.
- **Applied Research on Building and Construction Materials:** This program will entail research, testing, and documentation on building and construction materials as well as coordination of the green building agenda in relation to climate change.

5.0 POLICY, LEGAL AND INSTITUTIONAL REFORMS

5.1 Population

- a. Anchoring National Council for Population and Development under an Act of Parliament to strengthen coordination of programmes.
- b. Developing Population, Health and Environment Policy to promote an integrated approach to development planning.
- c. Establishment of a National Population Centre.

5.2 Urbanization

- a. Implementation of the National Urban Development Policy.
- b. Development of standards for urban land management and development control.
- c. Formulation of Metropolitan Areas Policy and Bill to operationalize six (6) Metropolitan Areas namely Nairobi, Mombasa, Kisumu-Kakamega, Nakuru-Eldoret, Wajir-Garissa-Mandera, and Kitui-Mwingi-Meru.
- d. Review and harmonization of the existing policy, legal, regulatory and institutional framework governing urbanization.
- e. Enactment of Urban Areas and Cities Amendment Bill 2015.
- f. Establishment of Urban Observatory Centre.

5.3 Housing

- a. Develop policy on lowering the cost of housing and improving accessibility to affordable mortgage.
- b. Develop policy on increasing availability of low cost funds from public and private sectors for investment in large scale housing production
- c. Formulation, enactment and implementation of the National Building Maintenance Policy, Housing Bill, Built Environment Bill, Building Surveyors' Bill, Landlord & Tenant Bill, and Kenya Building Research Institute Bill.
- d. Establishment of the National Housing Development Fund.
- e. Establishment of Maintenance and Redevelopment Fund for Government houses.
- f. Review and implementation of the National Housing Policy (2004).
- g. Implementation of National Slum Upgrading and Prevention Policy (2016).

ANNEX I: IMPLEMENTATION MATRIX

Programmes/ Projects	Objective	Expected Outputs	Performance Indicators	Implementing Agency(s)	Time Frame	Source of funds	Indicative Budget (Kshs. million)					
							Total	2018/19	2019/20	2020/21	2021/22	2022/23
Population												
1. National Population Centre												
National Population Centre	To enhance capacity to collate and analyze population data to support policy and development planning	National Population Centre Established	Operational Population Centre	TNT&P NCPD	2018-2022	GoK DPs	5,530	500	1,500	1,500	1,500	530
2. Kenya Population and Housing Census 2019												
Kenya Population and Housing Census 2019	To provide information on population and housing; To enhance the implementation of the population programmes by undertaking research based on the updated population statistics	Population and Housing Census report; Research reports on Population and development issues based on the updated population data developed	Population and Housing Census report; No. of population research reports	TNT&P KNBS NCPD	2020 - 2022	GoK DPs	15,759	7,015	8,590	124	15	15
3. Advocacy on Population and Development Issues												
Advocacy for the adoption of the Demographic Dividend (DD) roadmap	To harness the youth potential in Kenya to achieve a demographic dividend	Programmes (Economic, health, Governance and education) in the DD roadmap implemented	No. of Programmes in the DD roadmap implemented	NCPD	2018-2022	GoK DPs	200	40	40	40	40	40

Programmes/ Projects	Objective	Expected Outputs	Performance Indicators	Implementing Agency(s)	Time Frame	Source of funds	Indicative Budget (Kshs. million)					
							Total	2018/19	2019/20	2020/21	2021/22	2022/23
Capacity development for MCDA on mainstreaming of population variables in development planning	To strengthen the capacity of MCDAs to integrate population variables in development plans	Capacity of MCDA on mainstreaming of population variables in development planning conducted	No. of MCDAs capacity built	NCPD	2018-2022	GoK/ DPs	500	100	100	100	100	100
Advocate for the support of population and development	To increase resources for the implementation of the population programme	Resources for population programme mobilized	Amount of funds mobilized	NCPD	2018-2022	GoK/ DPs	140	20	20	30	30	40
4. Research on Population and Development Issues												
Research on population and development issues	To provide updated information to guide population policies and programmes	Research reports produced and disseminated (Migration, Ageing, Health Facility Assessment, and Family Studies)	No. of research reports produced and disseminated	NCPD KNBS MoH MoL&SP	2018-2022	GoK/ DPs	2,900	500	500	500	900	500
5. State of Kenya Population Annual Reports												
Development of the annual State of Kenya Population Report	To inform on the current status of the population for policy and planning	State of Kenya Population Annual Reports	No. of State of Kenya Population Annual Reports produced	NCPD	2018-2022	GoK DPs	50	10	10	10	10	10

Programmes/ Projects	Objective	Expected Outputs	Performance Indicators	Implementing Agency(s)	Time Frame	Source of funds	Indicative Budget (Kshs. million)				
							Total	2018/19	2019/20	2020/21	2021/22
6. Partnerships on Population and Development											
Partnerships on Population and Development	To enhance institutional capacity for population development and management.	Partnerships, Agreements/ MoUs; Knowledge and Skills	No. of Partnerships/ Agreements/ MoUs signed; No. trained on population issues	NCPD	2018-2022	GoK	50	10	10	10	10
7. Demographic Dividend Roadmap Demographic Dividend Roadmap											
Demographic Dividend (DD) Roadmap	To coordinate efforts to harness potential of youth to attain a demographic dividend	Coordination forum established and Coordination meetings for DD held	No. of Coordination for a and meetings for DD held	NCPD	2018-2022	GoK	50	10	10	10	10
8. NCPD Legal Framework											
NCPD Legal Framework	To strengthen the institutional legal framework of NCPD	Enactment of NCPD Bill	NCPD Act	TNT&P NCPD	2018-2020	GoK	15	5	10	-	-
9. Population Health and Environment											
Development of Population, Health and Environment (PHE) Policy	To coordinate approach to population, health and environment	Population, Health and Environment Policy developed and implemented	PHE policy	TNT&P	2018-2020	GoK	15	5	10	-	-

Programmes/ Projects	Objective	Expected Outputs	Performance Indicators	Implementing Agency(s)	Time Frame	Source of funds	Indicative Budget (Kshs. million)					
							Total	2018/ 19	2019/ 20	2020/21	2021/22	2022/23
Urbanization												
10. Nairobi Metropolitan Services Improvement Project												
Nairobi Metropolitan Services Improvement Project (NaMSP)	To strengthen urban Services and infrastructure in 13 Urban Centres of the Nairobi Metropolitan Region (NMR)	Railway stations improved; Bitumen road Markets; Integrated Urban Development Plans; Fire stations Fire engines; Trunk sewer Storm water drainage	No of railway stations improved; No. of Km of bitumen road constructed; No. of markets constructed; No. of Integrated Urban Development Plans prepared; No. of fire engines constructed No. of fire engines ;procured and distributed to counties within NMR; No. of km of trunk sewer; constructed No. of km of storm water drainage constructed;	SDHUD&PW CGs	2018 - 2020	GoK/ DPs	13,600	7,200	6,400	-	-	-
11. Markets development												
Completion of Flagship and ESP	Facilitate food security initiative	8 markets constructed	No. of markets constructed	SDHUD&PW	2018 - 2020	GoK	1,158.9	731.9	427	-	-	-

Programmes/ Projects	Objective	Expected Outputs	Performance Indicators	Implementing Agency(s)	Time Frame	Source of funds	Indicative Budget (Kshs. million)					
							Total	2018/ 19	2019/ 20	2020/21	2021/22	2022/23
markets (Chaka, Karatina, Westlands, Kerugoya, Daraja Mbili, Oyugis, Kibun 'a and Kongowea)												
12. Kenya Urban Support Program (KUSP)												
Kenya Urban Support Program (KUSP)	To establish and strengthen urban institutions to deliver improved infrastructure and services	Urban Institutions established with improved infrastructures and services	No. of Urban Institutions established with improved infrastructures and services	SDHUD&PW / County Governments	2017 - 2023	GoK/DPs	30,000	5,088	5,198	7,658	5,608	6,448
13. Urban Mass Transport Infrastructure												
Improvement of mobility in selected urban centres and within Nairobi Metropolitan Region (NMR)	To improve mobility, accessibility, security and livelihoods in urban areas	Terminal infrastructural facilities developed	No. of Km of road; No. of interchanges; Km of bypasses; No. of missing link roads developed; Km of foot paths; no. of foot bridges; No. of overpasses and underpasses	SDHUD&PW CGs	2019 - 2022	GoK/ DPs	22,000	5,000	7,000	6,000	2,000	2,000
14. Development of Solid Waste Infrastructure												
Solid waste management Infrastructure in	To improve living environment and health of the	Solid waste treatment facilities constructed; Collection network	No. of solid waste treatment facilities constructed;	SDHUD&PW CGs	2019 - 2022	GoK/ DPs	20,000	3,000	5,000	5,000	4,000	3,000

Programmes/ Projects	Objective	Expected Outputs	Performance Indicators	Implementing Agency(s)	Time Frame	Source of funds	Indicative Budget (KShs. million)					
							Total	2018/ 19	2019/ 20	2020/21	2021/22	2022/23
selected urban centres and within Nairobi Metropolitan Region (NMR)	residents	developed; Transfer station developed; Solid waste link roads constructed;	No. of Km of collection network developed; No. of transfer station developed; No. Km of solid waste link roads;									
Solid waste management programmes in selected urban centers	To promote separation of solid waste at source, reuse and recycling	150 separation-at-source programmes done Recycling programmes conducted; 150 reuse programmes done;	No. of separation at source programmes done; No. of recycling programmes conducted; No. of reuse programmes done;	SDHUD&PW CGs	2019 - 2022	GoK	550	100	100	100	100	100
15. Development of Water and Sewerage Infrastructure												
Installation of Urban Waste Water and Sewerage infrastructure in selected urban centres and within NMR	To improve level of service for urban water and sewerage	Waste water treatment facilities done; Waste water distribution network developed; Sewerage treatment facilities developed; Sewage collection network done;	No. of waste water treatment facilities done; Km of waste water distribution network developed; Sewerage treatment facilities developed; No. of sewerage treatment facilities	SDHUD&PW CGs	2019 - 2022	GoK/ DPs	25,000	7,000	6,000	5,000	5,000	2,000

Programmes/ Projects	Objective	Expected Outputs	Performance Indicators	Implementing Agency(s)	Time Frame	Source of funds	Indicative Budget (Kshs. million)					
							Total	2018/ 19	2019/ 20	2020/21	2021/22	2022/23
16. Development of Urban Storm Water Infrastructure												
Installation of storm water drainage facilities in selected urban centres and within NMR	To protect lives and property To reduce flooding	Storm water programmes developed; Safety footbridges constructed; Safety vehicular bridges constructed;	No. of Km of storm water drainage developed; No. of safety footbridges constructed; No. of safety vehicular bridges constructed;	SDHUD&PW CGs	2018 - 2022	GoK/ DPs	12,600	300	300	4,000	4,000	4,000
17. Facilitate 24 Hour Economy Initiative												
Installation of infrastructure to support Implementation of 24-hour Economy initiative in 11 selected urban centres and within NMR	To increase working hours and minimize on crime levels	Street lighting installed; Security lighting installed; CCTVs installed;	No. of street lights installed; No. of security lighting installed; No. of CCTVs installed;	SDHUD&PW CGs	2019 - 2022	GoK/ DPs	9,000	100	3,000	2,000	3,000	900
18. Development of Urban Disaster and Safety Management												
Establishment of National Disaster Training centres	To enhance urban disaster management and	National urban disaster centres developed and equipped;	No. of National urban disaster centres developed and	SDHUD&PW CGs	2019 - 2022	GoK	4,000	-	1,000	1,000	1,000	1,000

Programmes/ Projects	Objective	Expected Outputs	Performance Indicators	Implementing Agency(s)	Time Frame	Source of funds	Indicative Budget (Kshs. million)					
							Total	2018/ 19	2019/ 20	2020/21	2021/22	2022/23
16. Development of Urban Storm Water Infrastructure												
Installation of storm water drainage facilities in selected urban centres and within NMR	To protect lives and property To reduce flooding	Storm water programmes developed; Safety footbridges constructed; Safety vehicular bridges constructed;	No. of Km of storm water drainage developed; No. of safety footbridges constructed; No. of safety vehicular bridges constructed;	SDHUD&PW CGs	2018 - 2022	GoK/ DPs	12,600	300	300	4,000	4,000	
17. Facilitate 24 Hour Economy Initiative												
Installation of infrastructure to support Implementation of 24-hour Economy initiative in 11 selected urban centres and within NMR	To increase working hours and minimize on crime levels	Street lighting installed; Security lighting installed; CCTVs installed;	No. of street lights installed; No. of security lighting installed; No. of CCTVs installed;	SDHUD&PW CGs	2019 - 2022	GoK/ DPs	9,000	100	3,000	3,000	2,000	900
18. Development of Urban Disaster and Safety Management												
Establishment of National Disaster Training centres	To enhance urban disaster management and	National urban disaster centres developed and equipped;	No. of National urban disaster centres developed and	SDHUD&PW CGs	2019 - 2022	GoK	4,000	-	1,000	1,000	1,000	1,000

Programmes/ Projects	Objective	Expected Outputs	Performance Indicators	Implementing Agency(s)	Time Frame	Source of funds	Indicative Budget (Kshs. million)						
							Total	2018/ 19	2019/ 20	2020/21	2021/22	2022/23	
	safety; To minimize losses on property and life ;	Firemen trained ;	equipped; No. of firemen trained ;										
19. Development of Urban Social Infrastructure													
Establishment of market hubs and other markets in selected urban centres and within NMR	To create employment and enhance income	Market hubs constructed; Markets within NMR constructed;	No. of market hubs constructed No. of markets constructed	SDHUD&PW CGs	2019 - 2022	GoK/ DPS	14,000	-	4000	4,000	2,000	4,000	4,000
20. Integrated Urban Development Planning													
Preparation of Integrated Urban Development Plans for selected border towns, NMR and along the SGR line	To foster sustainable economic development and control	Strategic Development Plans prepared; Land bank established;	No. of plans developed Land bank in place	SDHUD&PW CGs	2019 - 2022	GoK/ DPS	5,000	1,000	1,000	1,000	1,000	1,000	1,000
Urban Observatory Centre	To improve access to urban information services	Urban plans; Urban profiles;	No. of plans No. of profiles	SDHUD&PW	2019 -2022	GoK/DPS	60,000	-	15,000	15,000	15,000	15,000	15,000
Review of urban policies and legislation	To review and disseminate urban policy and legislation	Policies, Legislations Regulations	No. of policies and legislation formulated	SDHUD&PW	2019 -2022	GoK/DPS	300	-	100	100	50	50	50
21. Informal Settlement Improvement Programme													
Small Towns Development	To Plan and improve	Database of Small Towns in Kenya	No of Urban areas profiled;	SDHUD&PW CGs	2019- 2022	GOK DPS	20,000	-	5,000	5,000	5,000	5,000	5,000

Programmes/ Projects	Objective	Expected Outputs	Performance Indicators	Implementing Agency(s)	Time Frame	Source of funds	Indicative Budget (Kshs. million)						
							Total	2018/ 19	2019/ 20	2020/21	2021/22	2022/23	
program (Non-County Capitals)	infrastructure services in small towns	Planned urban areas; Improvement of urban infrastructure and services;	No of towns mapped and planned; No of people benefiting from improved services;			CGs							
22. Urban Renewal Programme (Gikomba Market)													
Urban Renewal Programmes for selected towns	To improve and enhance new business frontage	Market hub constructed	Market hubs constructed.	SDHUD&PW CGs	2019 - 2021	GoK/ DPs	11,000	-	6,000	3,000	2,000		
23. Securing Reclaimed Public Urban Space													
Redevelopment of reclaimed urban space in selected urban centres	To secure riparian reserves and re-develop them for recreation	Reclaimed sites; Reclaimed spaces redeveloped;	No. of reclaimed sites; No. of reclaimed sites redeveloped;	SDHUD&PW CGs	2019 - 2022	GoK	18,500	-	5,500	6,000	7,000		
Nairobi Four River Fronts Redevelopment.	To enhance safety and quality of public spaces along Nairobi four rivers	Road linkage constructed; NMT constructed; Sanitation facilities developed; Recreational spaces developed;	Km of road linkage constructed; Km of NMT constructed; No. of sanitation facilities developed; No. of recreational spaces developed;	SDHUD&PW CGs	2019 - 2022	GoK	6,000	-	2,000	2,000	2,000		
Housing													
24. Facilitation of Production of at least 500,000 Housing Units in Five Years through Various Initiatives													
Affordable Housing Programme	To facilitate access to decent and affordable housing	400,000 affordable housing units constructed	No. of housing units constructed	SDHUD&PW NHC/CGs/ DPs	2018 - 2022	GoK, DPs Money market	4,000	1,000	1,000	1,000	1,000		

Programmes/ Projects	Objective	Expected Outputs	Performance Indicators	Implementing Agency(s)	Time Frame	Source of funds	Indicative Budget (Kshs. million)					
							Total	2018/ 19	2019/ 20	2020/21	2021/22	2022/23
Coordination of Green Building Agenda in relation to Climate Change	To coordinate the development, adoption and implementation of Green Building Guidelines and Policy	100,000 social housing units constructed	No. of housing units constructed	SDHUD&PW	2018 - 2022	GoK	11,000	2,000	2,000	3,000	3,000	1,000
		462 housing units finalized under sustainable neighborhood project	No. of housing units constructed	SDHUD&PW	2018 – 2020	GoK	550	-	-	-	-	-
Development and implementation of Green Building initiatives	To conserve the environment	Green Building Guidelines contextualized on climatic zoning	No. Green Building Guidelines contextualized on climatic zoning developed	SDHUD&PW CGs/DPs	2019- 2022	GoK/Green Global Fund/DP's	130	-	40	40	30	20
		Profile of qualities usage and distribution of Sustainable Building Materials in Kenya developed	Profile developed	SDHUD&PW CGs	2019- 2022	GoK/DP's	120	-	30	30	30	30
Development and implementation of Green Building initiatives	To conserve the environment	Technical Standards and Specifications on Green Buildings developed	No. of Technical Standards and Specifications developed	SDHUD&PW CGs,	2019 -2022	GoK/ Green Global Fund/ DP's	70	-	20	10	20	20
		Development of demonstration projects in Green Buildings	No. of demonstration projects	SDHUD&PW CGs/DPs	2019- 2022	GoK/ Green Global Fund/ DP's	300	-	100	75	75	50

Programmes/ Projects	Objective	Expected Outputs	Performance Indicators	Implementing Agency(s)	Time Frame	Source of funds	Indicative Budget (Kshs. million)					
							Total	2018/ 19	2019/ 20	2020/21	2021/22	2022/23
		Development of Financial Incentives	Financial Incentives report developed	SDHUD&PW /CGs, DP's	2019-2022	GoK/ Global Fund/ DP's	80	-	20	20	20	20
33. Policy, Legal and Institutional Reforms												
Formulate Policies and Bills for implementation of programmes and projects	To create a conducive policy and legal framework for implementation of programmes and projects	Bills and Policies formulated ¹	No. of Policies & Bills formulate/ implemented	SDHUD&PW /CGs/ Parliament	2019 - 2022	GoK/DPs	200	-	50	50	50	50
		National Building Authority established	Authority in place	SDHUD&PW CGs/ National Assembly/ Senate	2019-2021	GOK	90	-	20	20	50	-
		Maintenance Fund established	Operational Fund	SDHUD&PW CGs/ National Assembly/ Senate	2018-2021	GOK	90	-	20	20	50	-
		Building Surveyor Registration Board established	Board in place	SDHUD&PW CGs/ National Assembly/ Senate	2019 - 2022	GOK	200	-	50	50	50	50
		Standards for Urban Land Development Control	Standards in place	SDHUD&PW CGs/NCA	2019 – 2022	GoK	240	-	60	60	60	60

ANNEX II: MONITORING AND EVALUATION MATRIX

Programme/ Projects	Outcome	Outcome Indicators	Baseline 2017/18	Target					Responsibility
				2018/19	2019/20	2020/21	2021/22	2022/23	
Population									
National Population Centre	Enhanced capacity to collate and analyze population data and policy and development planning to support	No. of trained data analysts Reliable data base on national population	-	20	20	20	20	20	TNT&P, NCPD
Kenya Population and Housing Census 2019	To provide information on population and housing;	Preliminary Census report; Census report; Master sampling frame for Households;	-	Cartographic mapping of 24 counties; Pilot Census report; Recruitment and Training of census personnel;	Recruitment of enumerators and training; Preliminary Census report;	Post enumeration survey; Census Report; Dissemination of census report;	Development of Master sampling frame for households	Development of Master sampling frame for households	TNT&P, KNBS, NCPD
	Enhanced implementation of the population programme from further analysis of census data	No. of further analysis reports developed	1	-	1	2	2	2	NCPD
Advocacy for the adoption of the Demographic Dividend (DD) roadmap	Harnessed youth potential to achieve a demographic dividend	No. of Advocacy forums	3	2	12	12	12	12	NCPD
Capacity development for MCDA on mainstreaming of population variables in development planning	Strengthened capacity of MCDAs to integrate population variables in development plans	No. of programmes adopting DD	4	4	12	12	12	12	NCPD
		No. of Development plans integrating population variables into development planning	12	48	-	-	-	-	NCPD
		No. of coordination meetings for implementation of development plans	12	12	23	23	23	23	NCPD
Advocacy for the support of population and development	Increased resources for the implementation of the population programme	No of proposals developed funded Increased annual allocation in and Kshs million	5	5	6	7	8	8	NCPD
			110	120	130	140	150	160	NCPD

Programme/ Projects	Outcome	Outcome Indicators	Baseline 2017/18	Target					Responsibility
				2018/19	2019/20	2020/21	2021/22	2022/23	
Research on population and development issues	Updated information to guide population policies and programmes	No. of research reports	4	1	1	1	1	1	NCPD KNBS MoH MoL&SP
Development of the Annual State of Kenya Population Report	Informed status on population issues for planning and decision making	Status report	1	1	1	1	1	1	NCPD
Partnerships on Population and Development	Enhanced institutional capacity for population development and management.	No. of partnerships and MOUs signed	4	5	5	5	5	5	NCPD
Demographic Dividend (DD) Roadmap	Coordinated efforts to harness potential of youth to attain a demographic dividend	No. trained Coordination framework	10 0	5 -	5 -	5 -	5 -	5 -	NCPD NCPD
NCPD Legal Framework	Strengthened institutional legal framework of NCPD	No. of Coordination meetings for DD held NCPD Act	0 0	12 1	23 -	23 -	23 -	23 -	NCPD TNT&P/ NCPD
Development of Population, Health and Environment (PHE) Policy	Coordinated approach to population, health and environment	PHE policy	0	0	1	-	-	-	TNT&P/ NCPD
Nairobi Metropolitan Services improvement project (NaMSIP)									
Urbanization									
Kenya Urban Support Program (KUSP)	Urban Institutions (Municipalities) established and improved infrastructures and services provided	No. of Municipal solid waste policies and plans adopted under the Program	0	2	4	6	8	10	SDHUD&PW /CGs
		No. of Urban spatial plans completed	0	0	2	4	6	8	SDHUD&PW /CGs
		No. of Urban Integrated Development Plans prepared	0	10	15	20	30	35	SDHUD&PW /CGs

Programme/ Projects	Outcome	Outcome Indicators	Baseline 2017/18	Target					Responsibility
				2018/19	2019/20	2020/21	2021/22	2022/23	
Improvement of mobility in selected urban centres and within Nairobi Metropolitan Region (NMR)	Improved mobility, accessibility, safety and livelihoods	No. of NMT Kms of roads	145	40	40	50	80	100	SDHUD&PW/CGs
		No. of Km of link roads constructed	19	20	25	30	0	0	SDHUD&PW/CGs
		No. of Km of cycle paths constructed	30	40	40	50	60	80	SDHUD&PW/CGs
		No. of bus/lorry parks constructed	7	2	4	5	5	6	SDHUD&PW/CGs
		No. of markets constructed	-	7	-	-	-	-	-
Solid waste management infrastructure in selected urban centres and within Nairobi Metropolitan Region (NMR)	Improved solid waste management system	No. of solid waste treatment facilities constructed	1	1	1	1	1	1	SDHUD&PW/CGs
		No. of Km of collection network developed	56	42	40	30	0	0	SDHUD&PW/CGs
		No. of recycling programmes conducted	0	50	50	50	50	50	SDHUD&PW/CGs
		No. of separation at source programmes done	0	50	50	50	50	50	SDHUD&PW/CGs
		No. of reuse programmes done	0	50	50	50	50	50	SDHUD&PW/CGs
Solid waste management programmes in selected urban centers	Improved solid waste management system	No. of separation at source programmes done	0	30	30	30	30	30	SDHUD&PW/CGs
		No. of reuse programmes done	0	30	30	30	30	30	SDHUD&PW/CGs
Installation of Urban Waste Water and Sewerage infrastructure within NMR and selected urban centres	Improved level of service for urban waste water and sewerage	No. of water treatment facilities done	0	0	1	1	1	0	SDHUD&PW/CGs
		Km of water distribution network developed	0	4	4	4	4	4	SDHUD&PW/CGs
Installation of storm water drainage facilities within and in selected urban centres NMR	Reduced flooding	No. of Km of storm water drainage constructed	49	50	50	50	50	50	SDHUD&PW/CGs
		No. of safety vehicular bridges constructed	2	2	2	2	2	2	SDHUD&PW/CGs

Programme/ Projects	Outcome	Outcome Indicators	Baseline 2017/18	Target					Responsibility
				2018/19	2019/20	2020/21	2021/22	2022/23	
Installation of infrastructure to support implementation of 24-hour Economy initiative in 11 selected urban centres and within NMR	Increased working hours and minimized crime levels	No. of security lighting installed	1340	0	700	700	700	700	SDHUD&PW/CGs
		No. of high mast lighting installed	24	20	20	20	20	20	SDHUD&PW/CGs
		No. of firemen trained	60	20	20	20	0	0	SDHUD&PW/CGs
Establishment of National Disaster Training centers	Improved response to disasters.	No. of National urban disaster centres developed and equipped	0	1	1	1	1	1	SDHUD&PW/CGs
		No. of firemen trained	0	10	10	10	10	10	SDHUD&PW/CGs
Establishment of market hubs and other markets in selected urban centres and within NMR	Employment creation and enhanced income	No. of flagship markets constructed	16	8	8	8	8	8	SDHUD&PW/CGs
		No. of ESP markets constructed	10	10	12	13	14	15	SDHUD&PW/CGs
		No. of Markets constructed	0	5	5	5	0	0	SDHUD&PW/CGs
Preparation of integrated urban development plans for selected border towns, NMR and along the SGR line	Controlled development	No. of plans developed	12	4	5	5	5	5	SDHUD&PW/CGs
		No. of plans	-	-	5	5	5	5	SDHUD&PW/CGs
Urban Observatory Centre	Improved access to urban information services	No. of profiles	-	5	10	12	11	10	SDHUD&PW/CGs
		No. of policies and legislation formulated	1	1	1	1	5	5	SDHUD&PW
Small Towns Development program (Non-County Capitals)	Improved infrastructure	No. of Urban areas profiled	5	10	12	15	10	10	SDHUD&PW
		No. of towns mapped and planned	-	8	8	8	8	8	SDHUD&PW/CGs
		No. of people benefiting from improved services	240,000	240,000	240,000	240,000	240,000	240,000	SDHUD&PW/CGs
Urban Renewal Programmes for Gikomba and selected towns	Improved livelihoods of traders	Market hubs constructed	5	5	2	2	2	2	SDHUD&PW/CGs

Programme/ Projects	Outcome	Outcome Indicators	Baseline 2017/18	Target					Responsibility
				2018/19	2019/20	2020/21	2021/22	2022/23	
Housing									
Delivery of 500,000 affordable housing units	Increased access to affordable housing	No. of housing units developed.	6,667	100,462	100,000	100,000	100,000	100,000	SDHUD/Private Sector NSSF/ COOP movement
Co-operative Housing Development Programme	Increased access to decent and affordable housing	No. of housing units developed.	10,000	6,000	6,000	6,000	6,000	6,000	SDC, NACHU Co-ops
National Police and Prisons Services Housing Programme	Improved living conditions of security personnel	Constructed housing units	1,050	1,544	1,600	2,000	2,000	2,000	SDHUD&PW
Civil Servants Housing	Increased access to affordable and adequate housing by civil servants	No. of beneficiaries No of housing units constructed	231	280	330	330	330	330	SDHUD&PW
Refurbishment and security of government housing stock	Healthy buildings and secure government housing stock	Refurbished housing units	18	400	2,700	3,400	3,400	3,400	SDHUD&PW
Housing Finance	Increased access to affordable housing finance	National Social Housing Development Fund established Maintenance and Redevelopment Fund established	-	1	-	-	-	-	SDHUD&PW
Facilitate promotion and dissemination of Appropriate Building Materials and Technologies	Enhanced utilization of sustainable low cost housing building materials and technologies	No. of building technologies adopted No of ABMT Centers established	3	-	1	1	1	-	SDHUD&PW
Slum and informal settlements GIS data base	Improved planning in informal settlements	No. of new trainees on ABMT Informal settlements database established	-	4,000	4,000	4,000	4,000	4,000	SDHUD&PW
			-	1	-	-	-	-	SDHUD&PW

Programme/ Projects	Outcome	Outcome Indicators	Baseline 2017/18	Target					Responsibility
				2018/19	2019/20	2020/21	2021/22	2022/23	
Installation of critical social and physical infrastructure in informal settlements	Improved livelihoods of people living in informal settlements through provision of social and physical infrastructure	No. of people with improved livelihoods	1,000,000	400,000	400,000	400,000	400,000	400,000	SDHUD&PW/CGs
Buildings' Safety and compliance programme	Improved safety and quality of buildings	No. of buildings audited	5,000	3,000	3,000	3,000	3,000	3,000	SDHUD&PW/CGs
Establishment of National Housing Database	Enhanced information on the Housing Sector	Database created	-	1	-	-	-	-	SDHUD&PW
Coordination and implementation of National and International Agenda on housing and human settlements	Coordinated Housing and human settlements sector	No. of Policies and Acts of Parliament adopted	1	1	-	-	-	-	SDHUD&PW/CGs
Redevelopment of reclaimed urban space in selected urban centres	Secured riparian reserves	No. forums /workshops held	2	2	1	2	2	1	National Habitat Committee
Applied Research/Survey on Building and Construction Materials	Increased use of sustainable low-cost housing building materials and technologies	Reclaimed sites	-	1	1	1	1	-	SDHUD&PW/CGs
		Reclaimed spaces redeveloped	-	2	2	2	2	2	SDHUD&PW/CGs
Formulate policies and Bills for implementation of programmes and projects	Conductive policy and legal framework to facilitate implementation of programmes and projects	No. of research reports documented	-	2	2	2	2	2	SDHUD&PW, Research Institutions
		No. of building materials and technologies disseminated	1	3	3	3	3	3	SDHUD&PW
		No. of Policies adopted	1	2	1	1	1	1	SDHUD&PW/CGs/ National Assembly/ Senate
		No. of Acts in place	-	2	2	2	2	2	
		No. of Authorities, Funds and Board established	-	-	2	2	2	1	

INDICATIVE MONITORING AND EVALUATION IMPACT INDICATORS

INDICATORS (MILESTONES)	BASELINE (2016/2017)	MID TERM PROJECTION (2020/21)	END-TERM PROJECTION (2022/23)
Annual Population Growth Rate (%)	2.9	2.1	2.1
Total Population (million)	45.9	48.9	50.8
Dependency Ratio (%)	81.6	79.6	77.7
Fertility Rate (%)	3.8	3.5	3.5
Life Expectancy (Years)	61.4	63.2	63.2
Bitumen of NMT kms of roads (km)	159	130	310
Storm water drainage (km)	49	150	250
Affordable Housing (No. Established)	6,667.2	250,000	500,000
Quality of life for people living in informal settlements (No.)	1,000,000	1,500,000	2,000,000
Adopted Appropriate Building Technologies (No.)	3	2	3
Urban Institutions (Municipalities) established with improved infrastructures and services (No.)	-	40	59

(Footnotes)

¹National Building Maintenance Policy; National Slum Upgrading and Prevention Policy; National Slum Upgrading and Prevention Regulations; National Urban Development Policy; National Building Inspectorate Policy for Kenya; Green Building Policy for Kenya; National Housing Policy for Kenya; Metropolitan Areas Policy; Urban Development Bill; Metropolitan Areas Bill; Land compensation Bill; National Building Inspectorate Bill; Housing Bill; Landlord and Tenant Relationship Bill; Built Environment Bill; Building Surveyor Bill; Construction Research Bill; and Sectional Properties Act.

²6,667 is housing units delivered by Government